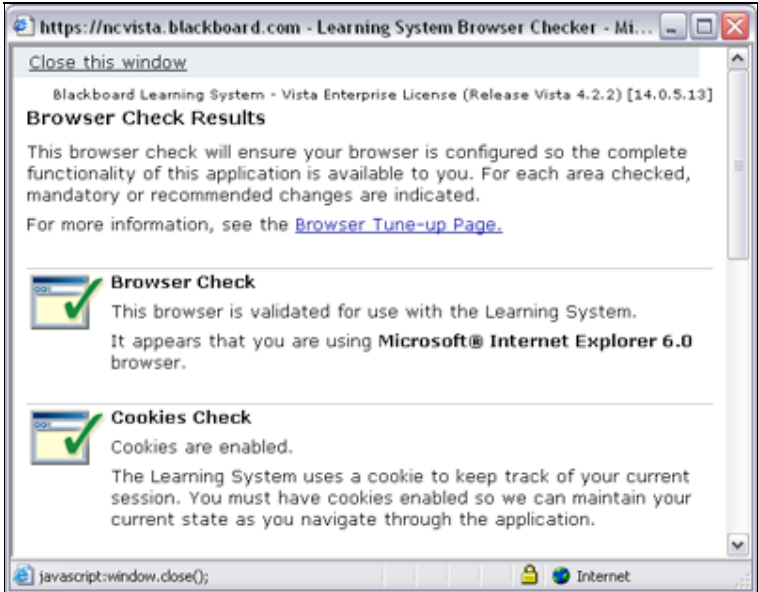
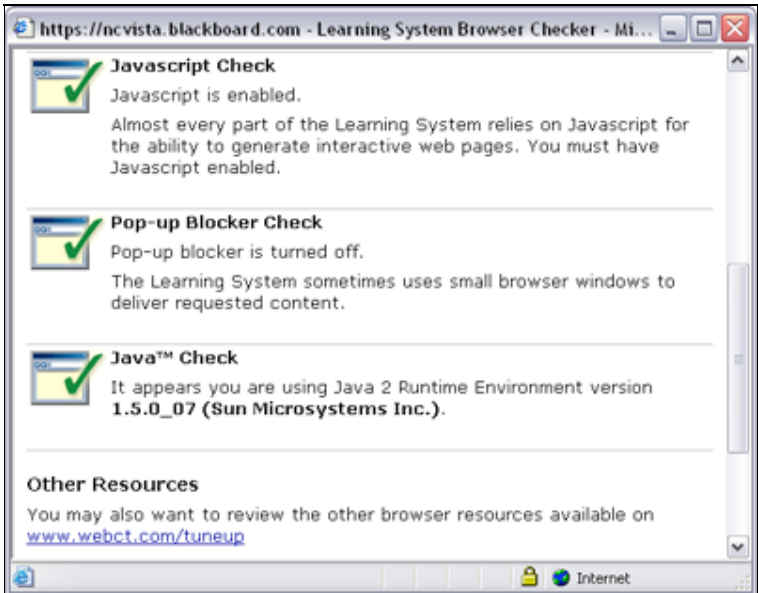


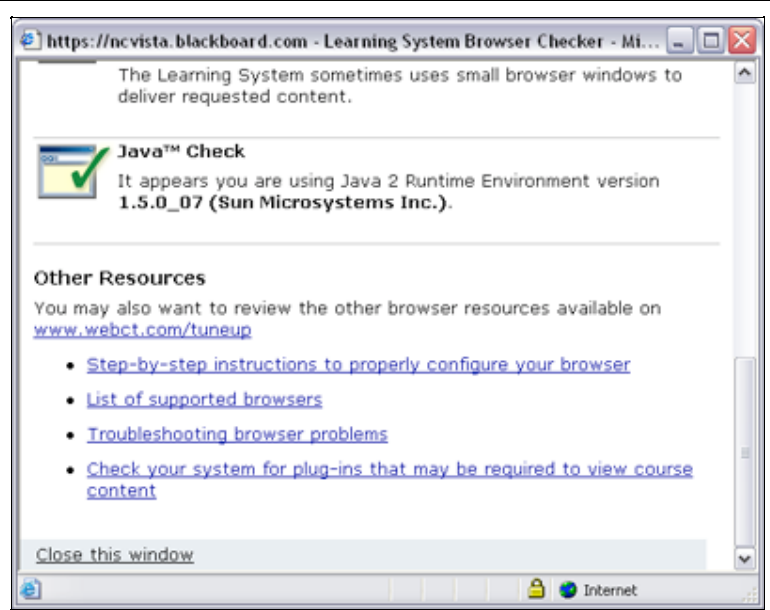
The first time you log into the Blackboard Vista system, the Browser Checker will automatically run in a new window. The window will remain open if there is a problem or if you run the check manually.

<p><b>Step 1: Running the Browser Check</b></p> <p>1. The following items will be checked :</p> <p><b>Browser Check</b> You must use a supported browser.</p> <p><b>Cookies Check</b> Blackboard Vista uses cookies to keep track of your current session. You must enable cookies or not have a program that blocks cookies.</p>	 <p>The screenshot shows a browser window titled "Learning System Browser Checker - Mi...". The main heading is "Browser Check Results". Below this, there is a paragraph explaining the purpose of the browser check. Two check items are listed: "Browser Check" with a green checkmark icon, stating the browser is validated (Microsoft Internet Explorer 6.0), and "Cookies Check" with a green checkmark icon, stating cookies are enabled.</p>
---	--

<p><b>Step 2: Examining the Next Page</b></p> <p>1. Scroll to view the next page of information.</p> <p><b>Javascript Check</b> You must have Javascript enabled in order to access Blackboard Vista.</p> <p><b>Pop-up Blocker</b> Blackboard Vista uses pop-up windows and you must enable them in your browser.</p> <p><b>Java Check</b> You must use an approved version of Java.</p>	 <p>The screenshot shows the next page of the browser checker. It features three check items, each with a green checkmark icon: "Javascript Check" (enabled), "Pop-up Blocker Check" (turned off), and "Java™ Check" (Java 2 Runtime Environment version 1.5.0_07). At the bottom, there is a section for "Other Resources" with a link to www.webct.com/tuneup.</p>
--	--

### Step 3: Scroll to View Other Resources

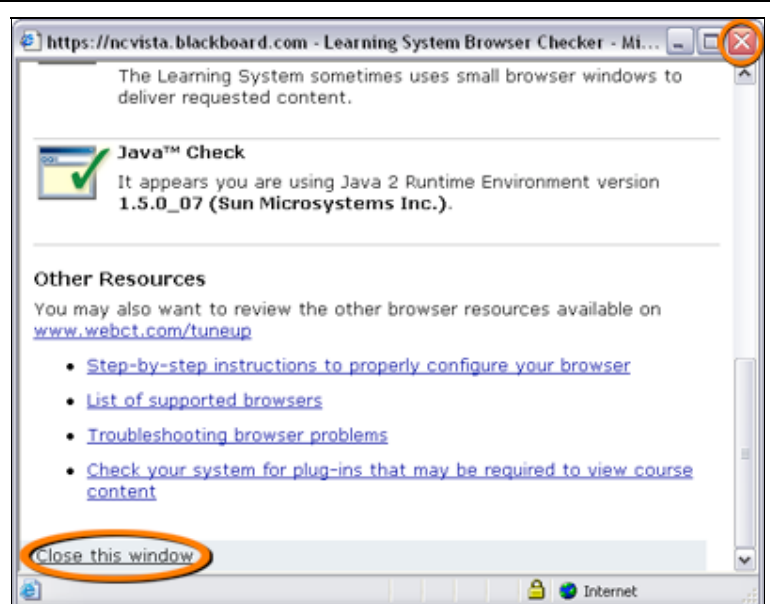
1. Scroll to view the Other Resources information. This section provides links to Blackboard Vista support.



### Step 4: Close the Window

If you pass the browser check, close the window by clicking on the **X** or the **Close this window** link.

**NOTE:** If you did not pass any part of the browser check, please go to the Blackboard Vista Support Site at <http://bbvista.uncc.edu>.



Your screens may look different depending upon your configuration.