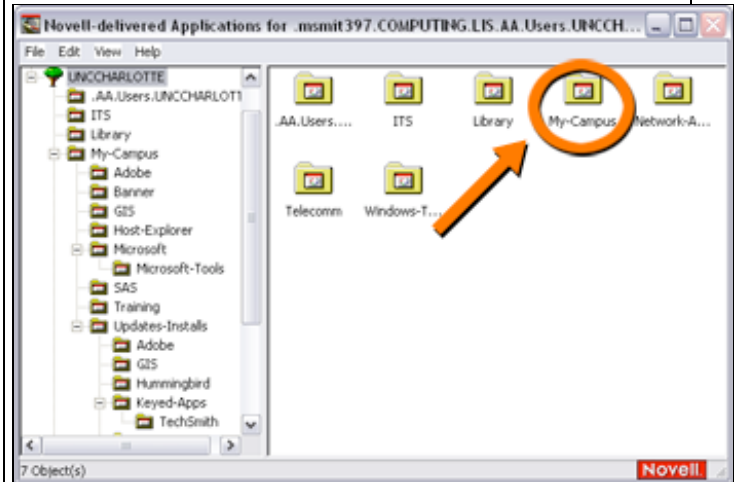


Blackboard Vista: Installing Camtasia or SnagIt from Novell Application Launcher (NAL)

Camtasia Studio is a simple, easy to use program that has the capability to capture video in various settings. Camtasia Studio allows you to capture specific windows, dynamic menus, as well as full screen. Advanced features of Camtasia Studio allow you to embed background music, add callouts, and use additional tools to enhance video.

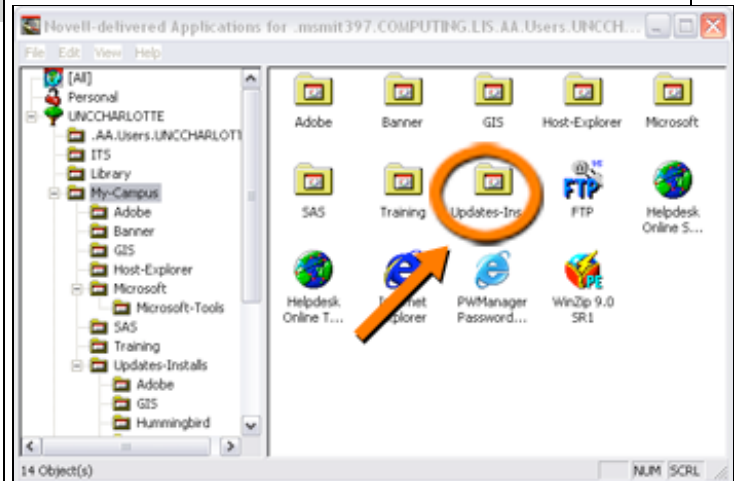
Step 1: Open My Campus Folder

1. From the Novell Application Launcher (NAL), double-click My Campus.



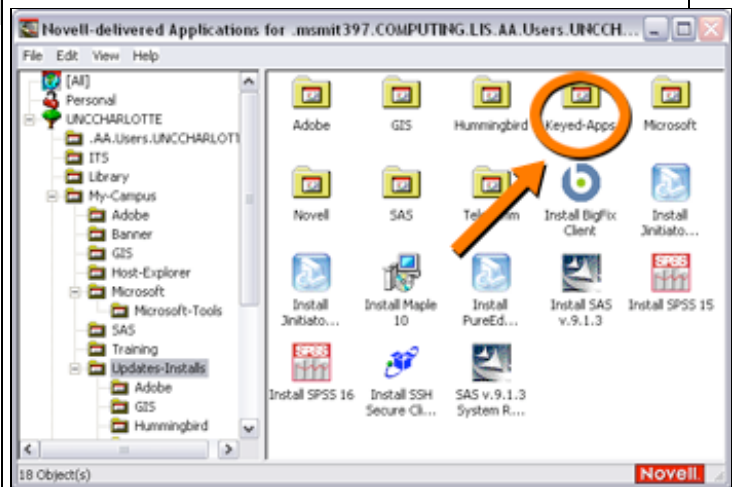
Step 2: Open Updates-Installs Folder

1. Double-click Updates-Installs folder.



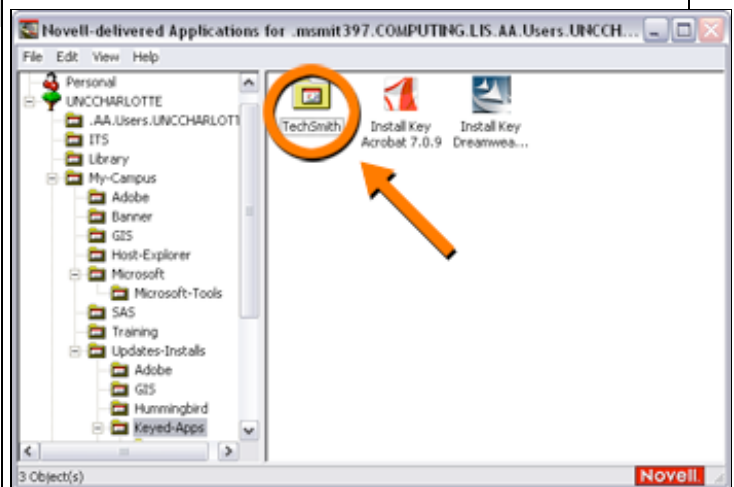
Step 3: Open Keyed-Apps Folder

1. Double-click Keyed-Apps folder.



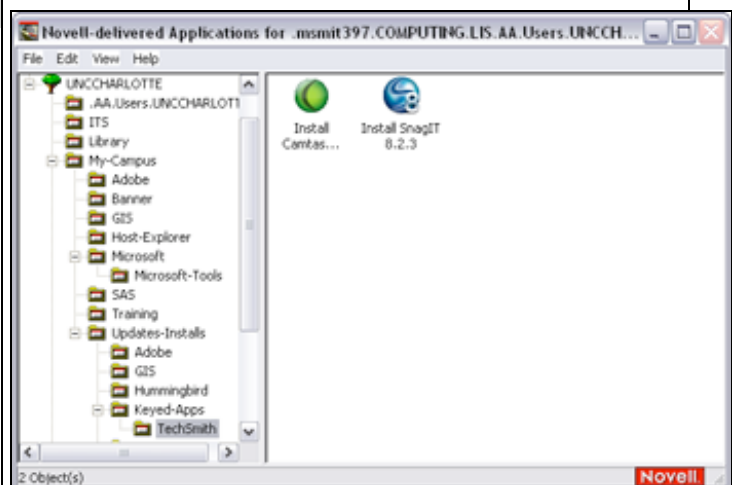
Step 4: Open TechSmith Folder

1. Double-click TechSmith folder.



Step 5: Select Software

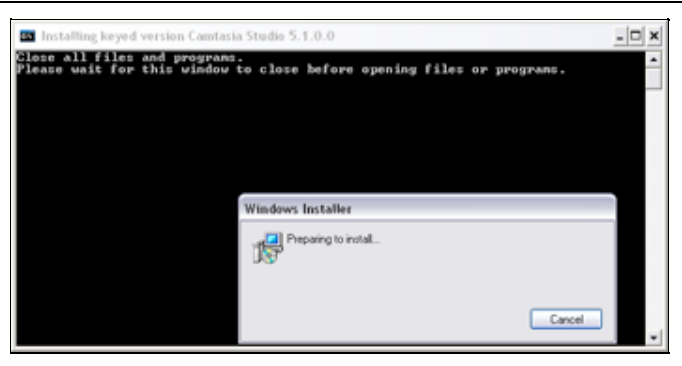
1. Double-click Camtasia or SnagIt to begin install.



Step 6: Install Software

1. Install takes about 2 – 5 minutes.

NOTE: Since there are only 50 concurrently licenses, please remember to close the program(s) so other users may run the application.



Your screens may look different depending upon your configuration.

University of North Carolina at Charlotte